

# CX10 Range - Ceiling Mount Fan

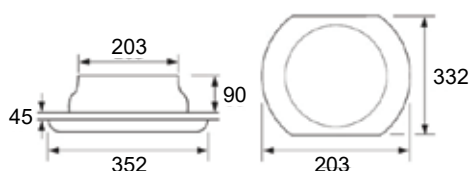
## Key Features

Type: Ceiling mount axial fans.

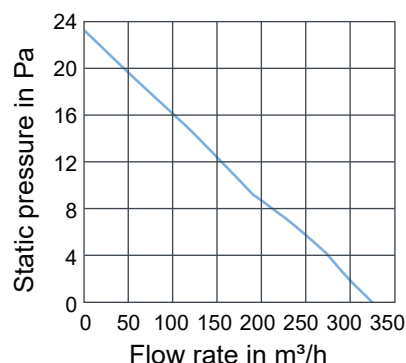
Application: Domestic kitchens, bathrooms and shower rooms.

Hole diameter: 300mm (CX10)

## Dimensions (mm)



## Performance



## Specifications

	CX10
UK reference number:	90209AB
Remote switch (not supplied):	-
Extract only:	X
Speeds:	1
Extract performance (m³/h):	329
Extract performance (l/s):	91
Hole diameter (mm) ceiling mount:	300
Spigot size:	200
Sound pressure level (dB (A)@3m):	44
Electrical power rating (W):	34
Weight (kg):	1.8



## XPELAIR CX10 Ref. 90209AB

The ceiling mount CX10 is suitable for domestic kitchens, larger utility rooms and shower rooms.

Light commercial applications include change rooms, smoking rooms, offices, etc.

The CX10 is an axial fan unit that is especially suitable for dilution applications and short duct runs. All models are suitable for high humidity applications and have an unobtrusive flush design with fingerguard protection.

All models are IP55 rated and suitable for 220V-240V 50Hz mains operation.

Class B insulation for operation in ambient temperatures up to 40°C and are fitted with a thermal cut out.

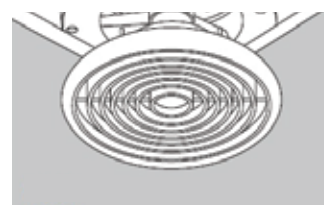
- Single speed axial ceiling fan unit is operated by a remote switch.
- Complete with integral finger-guard and fly screen.
- Lightweight two piece construction suitable for steam and condensation applications.
- Colour: white.
- Can be ducted using 200mm flex ducting.
- Do not duct for longer than 3m.

## Ceiling Mounting

Impeller dia. : 250mm  
Hole dia. : 300mm  
Ducting size : 200mm

Installation accessories:

Backdraught shutter CXS  
Ref. 00150AB



**Note:** do not window or wall mount.