

CX10 Range - Ceiling Mount Fan

Key Features

- Type:** Ceiling mount axial fans.
- Application:** Domestic kitchens, bathrooms & shower rooms.



XPELAIR CX10 Ref. 90209AB

The ceiling mount CX10 is suitable for domestic kitchens, larger utility rooms and shower rooms.

Light commercial applications include change rooms, smoking rooms, offices, etc.

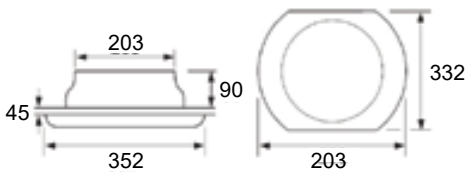
The CX10 is suitable for short duct runs, high humidity areas. The flush design is fitted with finger guard projection. The grille clips off for easy cleaning.

All models are IP55 rated and suitable for 220V-240V 50Hz mains operation.

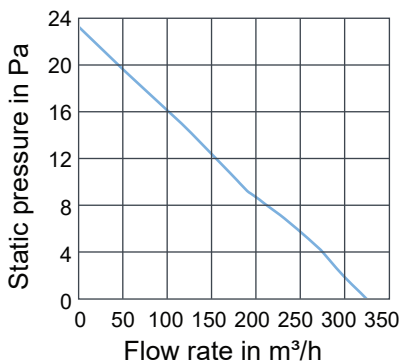
Class B insulation for operation in ambient temperatures up to 40°C and are fitted with a thermal cut out.

- Single speed axial ceiling fan unit is operated by a remote switch.
- Complete with integral finger-guard and fly screen.
- Lightweight two piece construction suitable for steam and condensation applications.
- Colour: white.
- Can be ducted using 200mm flex ducting.
- Do not duct for longer than 3m.

Dimensions (mm)



Performance

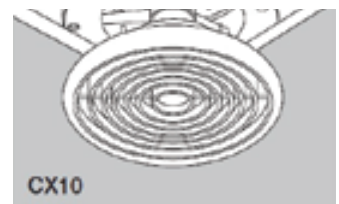


Specifications

	CX10
UK reference number:	90209AB
Remote switch (not supplied):	-
Extract only:	X
Speeds:	1
Extract performance (m³/h):	329
Extract performance (l/s):	91
Sound pressure level (dB (A)@3m):	44
Electrical power rating (W):	34
Weight (kg):	1.8

Ceiling Mounting

Impeller dia. : 250mm
Hole dia. : 300mm
Ducting size : 200mm



Note: do not window or wall mount.