

PX Range - Ceiling Mount Fans

Key Features

Type: Commercial duty ceiling and panel mount axial ventilation unit.

Application: Kitchens, restaurants, pubs, offices, schools, shops & kiosks.

Control options: for 9" & 12"

Duct size:

PX6: 200mm dia.
 PX9: 250mm dia.
 PX12: 315mm dia.



PX6, PX9 & PX 12

The PX range introduces a greater flexibility into the design of commercial and larger domestic ventilation systems. They can be installed at any angle in ceilings, voids and wall panels of any thickness.

An integral spigot allows the attachment of flexible ducting. Both the PX9 and PX12 fans are reversible, making them ideal for ducted input systems.

They also feature totally enclosed external rotor motors, providing constant volume outputs even in gusty weather.

Pre-balanced impellers eliminate "fan judder" and ensure quiet trouble free operation. Sealed for life maintenance free bearings ensure suitability for running at any angle.

Running costs are impressively low, and when not in use the silent electrothermal shutter cassette closes silently against backdraughts.

All models are IP55 rated and suitable for 220V-240V 50Hz mains operation.

Class B insulation for operation in ambient temperatures up to 40°C and are fitted with a thermal cut out.

Specifications

	PX6	PX9	PX12
UK reference number:	91300AW	91299AW	91298AW
Remote switch (supplied separately):	X	X	X
Extract only:	X	-	-
Select. intake/ extract/ controller operation:	-	X	X
Speeds:	1	2*	2*
Extract performance (m³/h) high/ low:	246	693 / 600	1715 / 1162
Extract performance (l/s) high/ low:	68	192 / 166	476 / 322
Intake performance (m³/h) high/ low:	-	459 / 418	969 / 815
Intake performance (l/s) high/ low:	-	-	269 / 226
Hole diameter (mm) ceiling mount (width & height):	245 x 268	345 x 375	434 x 434
Sound pressure level (dB (A)@3m) high/ low:	39	50 / 47	54 / 48
Electrical power rating (W):	34	41	85
Weight (kg):	2.8	4.7	7.9

PX Range - Ceiling Mount Fans

Models

PX6 Ref. 91300AW

- With automatic shutters.
- Single speed axial unit.
- Operated by a remote switch.
- Colour: white.
- 150mm dia. impeller.

PX9 Ref. 91299AW

- With automatic shutters.

- High performance intake/ extract.
- 230mm dia impeller.
- Operated with On/Off switch (not supplied).
- Intake or extract (reversible).
- Colour: white.

PX12 Ref. 91298AW

- With automatic shutters
- High performance intake/ extract axial flow ventilation unit.
- Operated with On/Off switch (not supplied).

- Intake or extract (reversible).
- Colour: white.
- 300mm dia. impeller.

Controllers

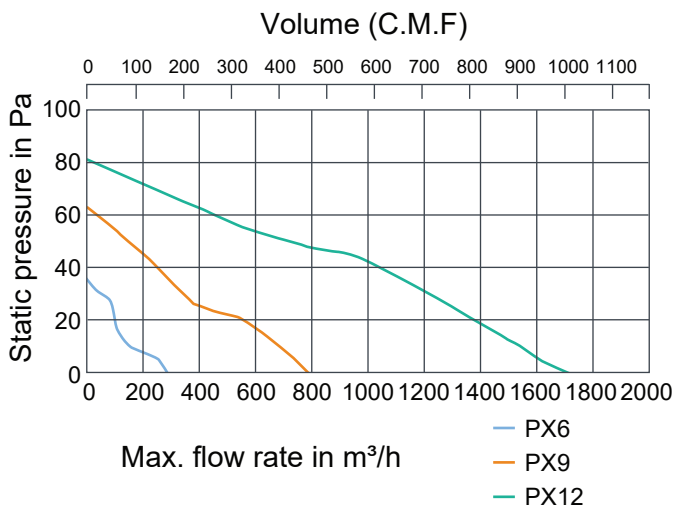
Single Fan controller FR22/30 Ref. 21868AW

- For use with PX9 and PX12.
- On/Off control with neon indicator.
- Used to select between high and low speeds, intake & extract.

Group Fan Controller EC6 Ref. 21854AW

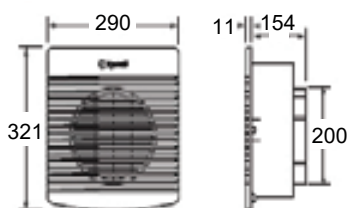
- For use with PX9 & PX12.
- On/Off control with neon indicator.
- Infinitely variable speed selection controls extract and intake air flow (use with 6 x PX9's or 4 x PX12).

Performance

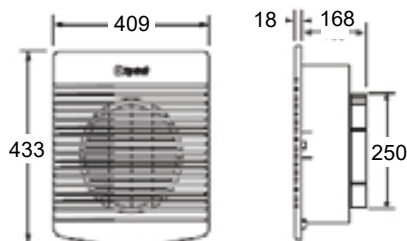


Dimensions (mm)

PX6



PX9



PX12

